

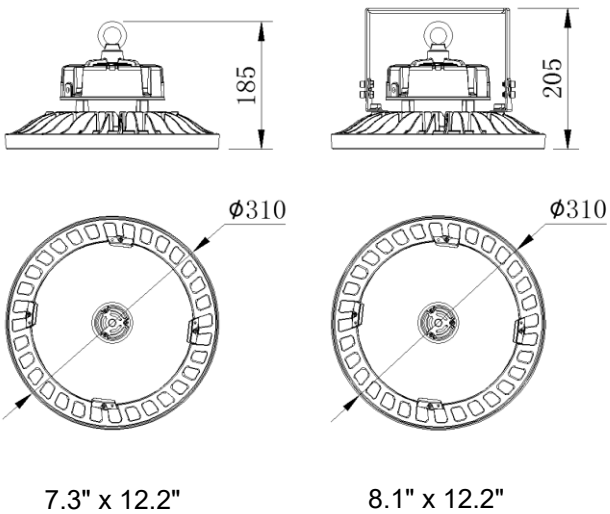


LED Trail  
Email: [info@ledtrail.com](mailto:info@ledtrail.com)  
[www.ledtrail.com](http://www.ledtrail.com)

P/N: LTR-HB-100-1



## DIMENSIONS



## ADVANTAGE

- UL cUL certificate.
- IP65 driver, input voltage 100-277VAC.
- No UV or IR in the beam.
- Easy to install and operate.
- Energy saving, long lifespan.
- Light is soft and uniform, safe to eyes.
- Instant start.
- Green and eco-friendly without mercury.

## APPLICATION

- Warehouse, factory and workshops;
- Highway toll station and gas station;
- Exhibition hall;
- Gymnasium and supermarkets, etc.

## SPECIFICATIONS

<b>OPTICAL</b>	Input Power	100W
	Cover	Flat clear glass
	Lumen	14000-15500LM
	Viewing Angle	110°
	Color Temperature	4000K/4500K/5000K/5700K
	CRI	>80
<b>ELECTRICAL</b>	Input Voltage	100-277VAC 50/60Hz
	PF	≥0.9
	THD	≤20%
	Driver	1-10V dimming
	Optional Accessory	Motion Sensor/Surge-Protective Device
<b>MATERIALS</b>	LED Type	SMD2835 (0.5W)
	LED QTY	320 PCS
	Housing	Aluminum Alloy
	Housing Color	Any colors
	Cover	Flat clear glass
	Waterproof Rating	WET(IP65)
<b>OTHERS</b>	Operating Temperature	-40°C TO 55°C
	Operating Humidity	10%-90% RH
	Storage Temperature	-40°C TO 80°C
	Storage Humidity	10%-95% RH
	Warranty Time	5 Years

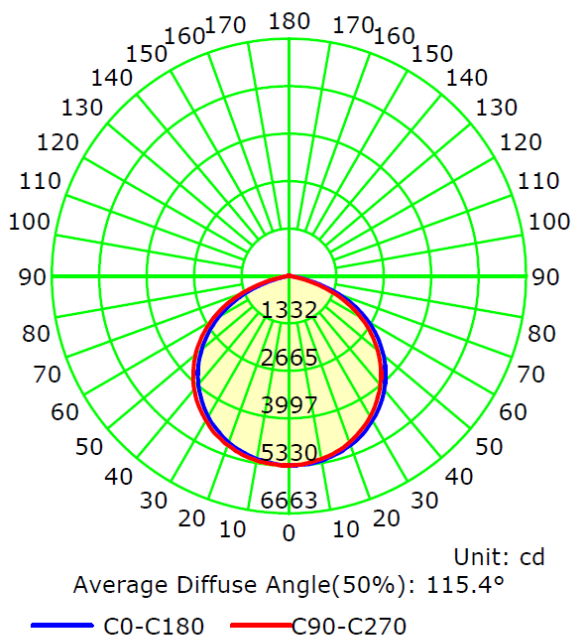
## LIGHT DISTRIBUTION TESTING PARAMETERS

### Photometric Results


IES Classification: Type II  
 Total Rated Lamp Lumens: 15197.0 lm  
 Efficiency: 100%  
 Upward Ratio: 1%  
 Central Intensity: 5322.09 cd  
 Pos of Max. Intensity: H292.5 V2

Longitudinal Classification: Very Short  
 Measurement Flux: 15197 lm  
 Downward Ratio: 99%  
 Luminaire Efficacy Rating (LER): 144.95  
 Max. Intensity: 5330.49 cd

Luminous Intensity Distribution Curve



The Average Illuminance Effective Figure



### USER NOTICE

- Please turn off power before installing or changing assembly parts.
- The input voltage and lamp's should match. After connecting the power line, please make sure the wiring section is insulated.
- Non-professionals must not install or disassemble the lamps.

### TROUBLESHOOTING

Trouble	Check points
Flickering Light	Turn off the power and turn on again in 3 minutes. If same phenomena occurs, then call agencies.
Not working	Please check the connection.