


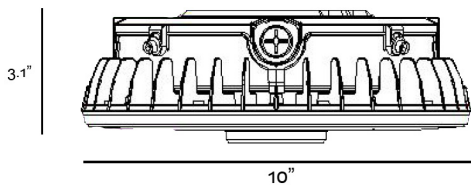
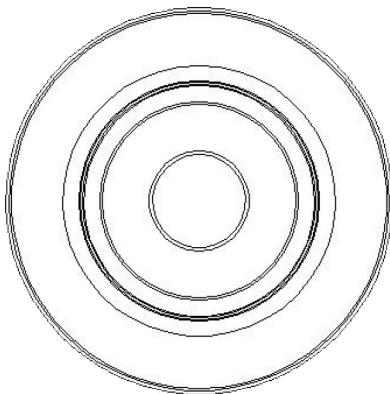


FLPA002 dba LED Trail  
 Email: sales@ledtrail.com  
 971.200.2760

P/N :LTRSC40W



## DIMENSIONS



## ADVANTAGE

- UL cUL certificate.
- IP65 driver, input voltage 100-277VAC.
- No UV or IR in the beam.
- Easy to install and operate.
- Energy saving, long lifespan.
- Light is soft and uniform, safe to eyes.
- Instant start, NO flickering, NO humming.
- Green and eco-friendly without mercury.
- Color-Tunable, can be adjusted the CCT to 3000K, 4000K and 5000K.

## APPLICATION

- ◆ Widely used in gas station, service station, underground parking lot, warehouse, garage;
- ◆ Work floor, factory and so on.

## SPECIFICATIONS

<b>OPTICAL</b>	Input Power	40W
	Lumen	4400-5600LM
	Lumen Efficacy	110-140 LM/W
	Color Temperature	3000K-4000K-5000K
	CRI	>80
	Viewing Angle	150Degree
<b>ELECTRICAL</b>	Input Voltage	100-277VAC 50/60Hz
	PF	≥0.9
	THD	≤20%
<b>MATERIALS</b>	LED Type	SMD2835 (0.5W)
	LED QTY	72 PCS 3000K + 72PCS 5000K
	Housing	Aluminum Alloy
	Housing Color	Black、White、Brown 、 Customized
	Cover	Stripe lens
	Waterproof Rating	WET (IP65)
<b>OTHERS</b>	Operating Temperature	-30℃ TO 50℃
	Operating Humidity	10%-90% RH
	Storage Temperature	-40℃ TO 85℃
	Storage Humidity	10%-95% RH
	Warranty Time	5 Years

## LIGHT DISTRIBUTION TESTING PARAMETERS

### Luminaire Property

Luminaire Manufacturer:

Voltage: 121.8 V

Power: 37.62 W

Current: 0.313 A

Power Factor: 0.986

### Photometric Results

IES Classification: Type IV

Total Rated Lamp Lumens: 5029.7 lm

Efficiency: 100%

Upward Ratio: 3%

Central Intensity: 951.04 cd

Pos of Max. Intensity: H315 V44

Longitudinal Classification: Very Short

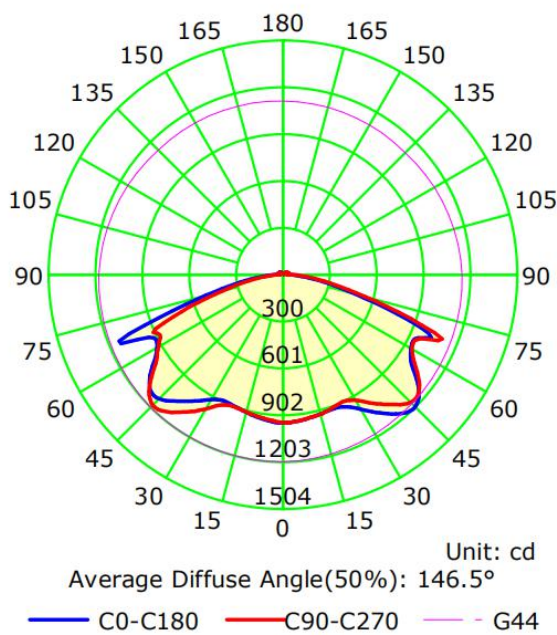
Measurement Flux: 5029.7 lm

Downward Ratio: 97%

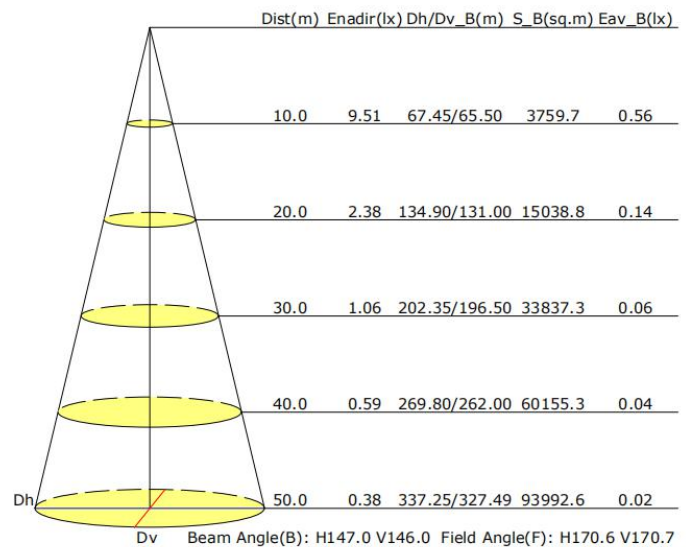
Luminaire Efficacy Rating (LER): 133.75

Max. Intensity: 1203.67 cd

Luminous Intensity Distribution Curve



Illuminance at a Distance(Beam Angle)



### USER NOTICE

- Please turn off power before installing or changing assembly parts.
- The input voltage and lamp's should match. After connecting the power line, please make sure the wiring section is insulated.
- Non-professionals, must not install or disassemble the lamps.

### TROUBLE SHOOTING

Troubles	Check points
Flickering light	Turn off the power and turn on again in 3 minutes. If same phenomena occurs, then call your dealer.
Not working	Please check the connection.